

31.03.2026 - CHF

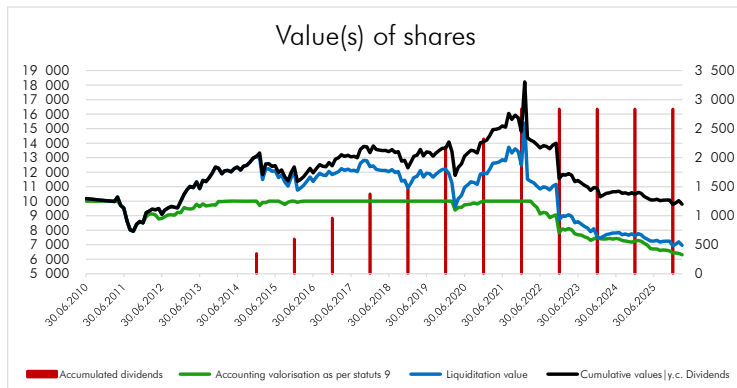
Material for marketing purposes

SPECIFICITY

ONE CREATION is an impact investment company under Swiss law, governed by articles 828 to 926 of the Swiss Code of Obligations (*Title twenty-ninth: Cooperative society*). It develops an entrepreneurial activity, which consolidates in a diversified solution investments in a **global, multi-sector, multi-asset exposure (listed companies, private equity, infrastructure), in the field of environmental technologies. It reinforces social, governance, environmental, economic, asset and return values. And represents a specific risk/return diversification "instrument" dedicated to the investment community.**

ONE CREATION is a medium to long-term investment. The company dialogues with and/or accompanies companies in the achievement of their statutory and impact objectives and builds sustainable infrastructures. ONE CREATION is an assertive response to the achievement of the objectives of the Paris Agreement | COP21. **90% of a profit made in a business year is redistributed to the partners.** Its partners are private investors, pension funds, family offices, employers' organisations, commercial companies, NGOs,

HISTORICAL DEVELOPMENT



TOP 10 LISTED POSITIONS Market value

APPLIED MATERIALS	Renewable energies	2,32%
KYOCERA	Renewable energies	1,88%
JOHNSON CONTROLS INTERNATIONAL	Ecological materials	1,71%
AIR PRODUCTS & CHEMICALS	Ecological materials	1,62%
HALMA	Water management	1,56%
COMPAGNIE DE SAINT-GOBAIN	Ecological materials	1,50%
SCHNEIDER ELECTRIC	Energy efficiency	1,43%
SGS	Renewable energies	1,38%
WATTS WATER TECHNOLOGIES 'A'	Water management	1,38%
GEBERIT	Water management	1,27%

TOP 5 UNLISTED POSITIONS Accounting value

WOODOO	Ecological materials	9,17%
DAPHNE TECHNOLOGY SA	Energy efficiency	5,53%
STERILUX SA	Waste management	3,20%
LE DRIVE TOUT NU	Sustainable food and agriculture	1,80%
ENSHIFT AG	Renewable energies	1,16%

INFRASTRUCTURES

COMMERCIAL BUILDING VD	Photovoltaic plant	0,77%
COMMERCIAL BUILDING FR	Photovoltaic plant	3,56%

Book now
GENERAL MEETING
28 MAY 2026

INVESTMENT GOALS

The Cooperative takes positions in listed and unlisted companies and in infrastructure, engaged in sectors that promote development and economic growth with a positive impact on the environment.

The following economic sectors are considered:

- Renewable energies
- Energy efficiency
- Sustainable mobility
- Ecological materials
- Waste management
- Water management
- Technological innovations
- Sustainable food and agriculture

FUNDS FEATURES

Direction	CONINCO Explorers in finance SA
Custodian Bank	Pictet & Cie (Europe) S.A., Geneva
Auditors	BDO SA, Geneva
Cooperative Type	Open
Domicile	Vevey, Switzerland
Inception Date	23 June 2010
Currency	CHF
End of Fiscal Year	31.12
Subscription of shares	Daily
Redemption	31.12 / Six months notice
Distribution	Dividend acquired at 31.12
Management Fees	max 2.3%
ISIN	CH0211420010
Min. Investment	CHF 10'000
Federal stamp	1% (on investment)
Current issuing commission	2% (on investment)

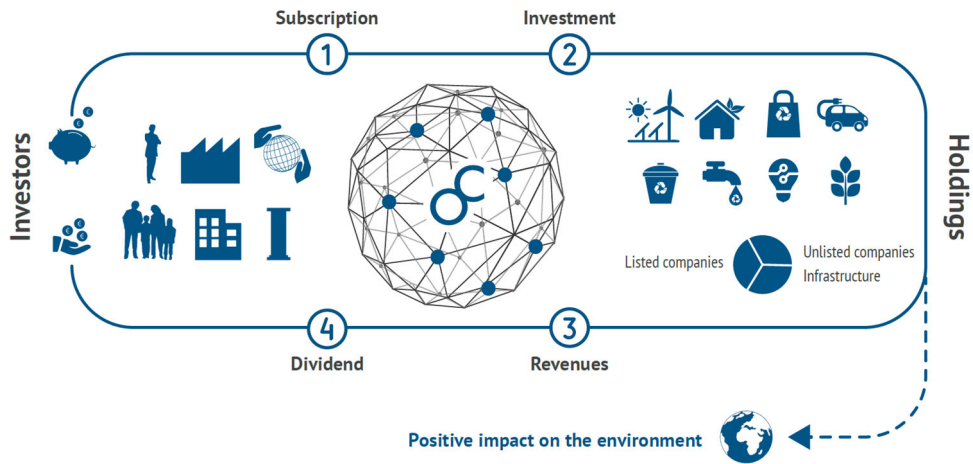
FINANCIAL DATA (Unaudited)

Estimated accounting value of one share	CHF	6 304,77
Result before tax per share	CHF	N/A
Result per share after tax	CHF	N/A
Estimated liquidation value of one share	CHF	6 949,82
Existing reserve fund	CHF	1 250 761,31
Share capital	CHF	17 840 000,00
Dividends distributed since 2014		28,42%

END OF MONTH ESTIMATION PER SHARE

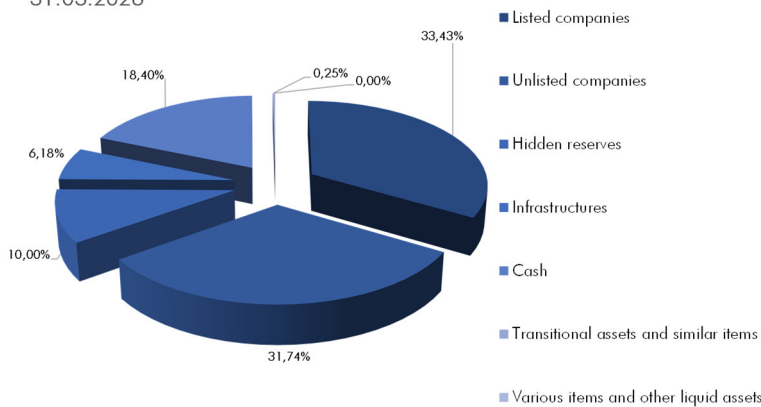
Values	January	February	March	April	May	June	July	August	September	October	November	December
2010	10 000,00	10 000,00	9 983,37	10 000,00	9 697,00	10 000,00	10 000,00	10 000,00	10 000,00	10 000,00	10 000,00	10 000,00
2011	8 936,02	9 107,36	9 114,91	9 047,96	8 770,65	8 817,35	8 930,90	9 056,19	9 064,11	9 032,25	9 235,29	9 201,20
2012	9 565,00	9 487,33	9 456,89	9 491,34	9 789,00	9 615,89	9 818,06	9 675,04	9 704,27	9 751,86	9 718,74	9 980,46
2013	9 960,31	10 000,00	10 000,00	10 000,00	10 000,00	10 000,00	10 000,00	10 000,00	10 000,00	10 000,00	10 000,00	10 000,00
2014	9 702,19	9 912,96	9 908,21	10 000,00	10 000,00	10 000,00	10 000,00	9 891,15	9 764,08	9 924,92	10 000,00	10 000,00
2015	9 909,54	9 965,01	10 000,00	10 000,00	10 000,00	10 000,00	10 000,00	10 000,00	10 000,00	10 000,00	10 000,00	10 000,00
2016	10 000,00	10 000,00	10 000,00	10 000,00	10 000,00	10 000,00	10 000,00	10 000,00	10 000,00	10 000,00	10 000,00	10 000,00
2017	10 000,00	10 000,00	10 000,00	10 000,00	10 000,00	10 000,00	10 000,00	10 000,00	10 000,00	10 000,00	10 000,00	10 000,00
2018	10 000,00	10 000,00	10 000,00	10 000,00	10 000,00	10 000,00	10 000,00	10 000,00	10 000,00	10 000,00	10 000,00	10 000,00
2019	10 000,00	10 000,00	10 000,00	10 000,00	10 000,00	10 000,00	10 000,00	10 000,00	10 000,00	10 000,00	10 000,00	10 000,00
2020	10 000,00	10 000,00	9 387,41	9 575,97	9 572,21	9 751,37	9 763,26	9 805,76	9 880,44	9 800,97	9 926,93	10 000,00
2021	10 000,00	10 000,00	10 000,00	10 000,00	10 000,00	10 000,00	10 000,00	10 000,00	10 000,00	10 000,00	10 000,00	10 000,00
2022	10 000,00	10 000,00	10 000,00	9 744,72	9 573,75	9 116,71	9 226,33	9 185,40	8 866,42	8 978,97	9 054,15	7 819,24
2023	8 095,17	8 008,21	8 111,40	8 030,79	7 746,11	7 683,68	7 654,57	7 531,86	7 468,23	7 289,00	7 398,30	7 425,00
2024	7 406,61	7 382,83	7 391,54	7 432,27	7 386,63	7 432,57	7 399,57	7 275,77	7 254,43	7 200,12	7 182,83	7 257,04
2025	7 281,70	7 240,82	7 086,65	6 964,17	6 721,88	6 700,67	6 697,17	6 596,30	6 638,33	6 606,99	6 577,09	6 427,93
2026	6 416,37	6 401,03	6 304,77									

STRUCTURAL SCHEME

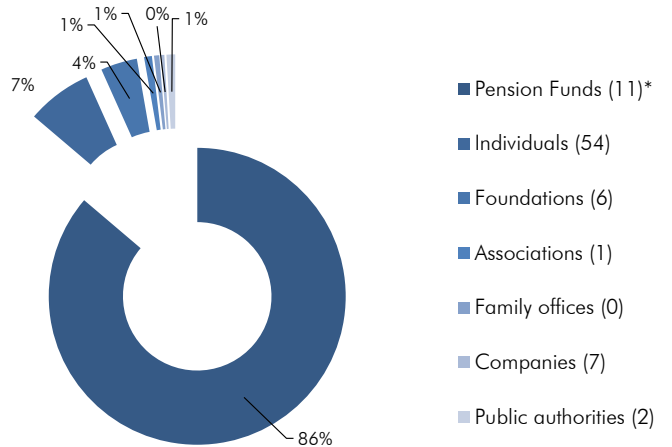


ALLOCATION OF SHARE CAPITAL

31.03.2026



SHARE CAPITAL PER ASSOCIATES



* Of which 2 from public authorities (Cities)

ABOUT CONINCO Explorers in finance SA

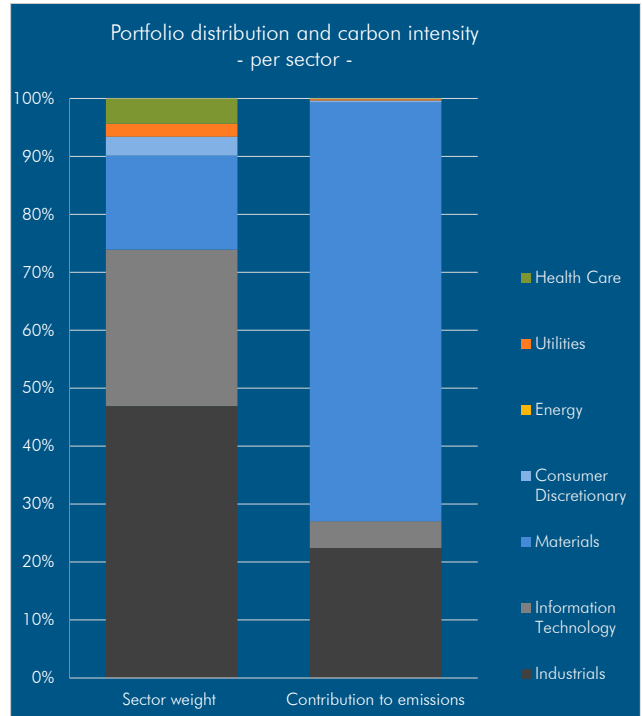
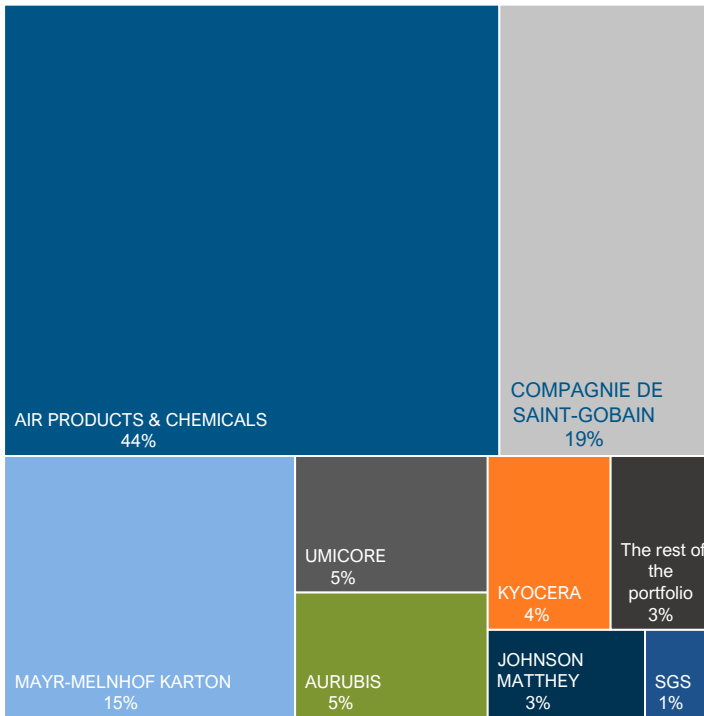
In addition to advising institutional investors, CONINCO Explorers in finance SA has 33 years' experience in asset management and valuation and 20 years' experience in sustainable investment.

The company is regulated by the FINMA, the federal authority for financial markets' supervision since 2012, as a collective asset manager within the meaning of LEFIn, and is also a signatory of the Principles for Responsible Investment (PRI). It is fully committed to sustainable development for its investment solutions.

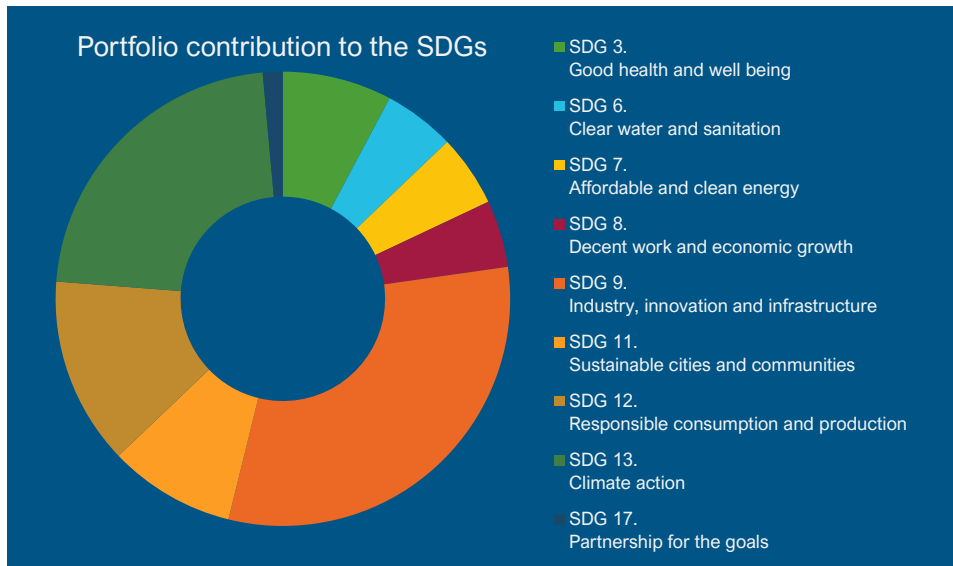
CONTACT/DIRECTION

CONINCO Explorers in finance SA
 Quai Perdonnet 5, CH-1800 Vevey
 T +41 (0)21 925 00 33
 coninco@coninco.ch | www.coninco.ch

GHG emissions - per company



Sustainable Development Goals - SDGs



Restrictions



- Manufacture of weapons and other military products;
- Tobacco production and processing;
- Alcohol production;
- Gambling;
- GMOs (Genetically Modified Organisms).

DISCLAIMER

The Articles of Association, the latest annual report and key information documents for investors can be obtained free of charge from the Management or on the website www.onecreation.org.

The information and opinions contained in this publication are presented by ONE CREATION Coopérative, at the time of printing, and are subject to change without notice and without liability. This document is distributed for information purposes only and does not constitute an offer or an invitation by or on behalf of ONE CREATION Coopérative to make investments. The services and/or products referred to in this document may not be intended for all recipients and may not be available in all countries. Clients of ONE CREATION Coopérative are invited to contact ONE CREATION Coopérative for information on the services and/or products available in the country concerned.

This publication has been prepared without taking into account the objectives, financial situation or needs of any particular investor. Before entering into any transaction, investors should consider whether it is suitable for their own personal circumstances and objectives. Nothing in this document constitutes investment, legal, accounting or tax advice or a representation that any investment or strategy is suitable or appropriate to an investor's particular circumstances or a personal recommendation to any particular investor.

ONE CREATION Cooperative recommends that all investors independently assess, with the assistance of a professional adviser, the specific financial risks and the legal, regulatory, tax, accounting and credit consequences incurred. Past performance is not a reliable indicator of future results. This publication may only be distributed in Switzerland or in countries where such distribution is permitted by law. This information is not intended for persons in any jurisdiction where, by reason of their nationality or residence or for any other reason, such publications are prohibited.