

31.07.2023 - CHF

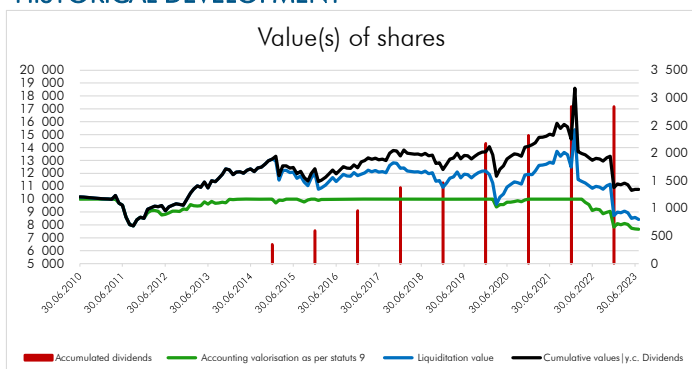
Material for marketing purposes

SPECIFICITY

ONE CREATION is an impact investment company under Swiss law, governed by articles 828 to 926 of the Swiss Code of Obligations (*Title twenty-ninth: Cooperative society*). It develops an entrepreneurial activity, which consolidates in a diversified solution investments in a global, multi-sector, multi-asset exposure (listed companies, private equity, infrastructure), in the field of environmental technologies. It reinforces social, governance, environmental, economic, asset and return values. And represents a specific risk/return diversification "instrument" dedicated to the investment community.

ONE CREATION is a medium to long-term investment. The company dialogues with and/or accompanies companies in the achievement of their statutory and impact objectives and builds sustainable infrastructures. ONE CREATION is an assertive response to the achievement of the objectives of the Paris Agreement | COP21. **90% of a profit made in a business year is redistributed to the partners.** Its partners are private investors, pension funds, family offices, employers' organisations, commercial companies, NGOs, public authorities and others.

HISTORICAL DEVELOPMENT



TOP 10 LISTED POSITIONS Market value

COMPAGNIE DE SAINT-GOBAIN	Ecological materials	3,41%
KYOCERA	Renewable energies	2,31%
WATTS WATER TECHNOLOGIES 'A'	Water management	1,79%
JOHNSON CONTROLS INTERNATIONAL	Ecological materials	1,78%
DYNACOR GROUP	Ecological materials	1,77%
BADGER METER	Water management	1,73%
AIR PRODUCTS & CHEMICALS	Ecological materials	1,71%
SGS	Energy efficiency	1,68%
CSX	Sustainable mobility	1,56%
JOHNSON MATTHEY	Ecological materials	1,54%

SPECIAL SITUATION Market value

ASTROCAST SA	Technological innovations	5,08%
AVENTRON	Renewable energies	1,11%

TOP 5 UNLISTED POSITIONS Accounting value

WOODOO	Ecological materials	6,07%
LE DRIVE TOUT NU	Sustainable food and agriculture	4,18%
DAPHNE TECHNOLOGIE SA	Sustainable mobility	4,16%
ECOCASCARA	Sustainable food and agriculture	3,64%
PONZIO SOLAR FACILITIES	Renewable energies	3,12%

INFRASTRUCTURES

COMMERCIAL BUILDING VD	Photovoltaic plant	0,95%
COMMERCIAL BUILDING FR	Photovoltaic plant	5,02%

INVESTMENT GOALS

The Cooperative takes positions in listed and unlisted companies and in infrastructure, engaged in sectors that promote development and economic growth with a positive impact on the environment.

The following economic sectors are considered:

- Renewable energies
- Energy efficiency
- Sustainable mobility
- Ecological materials
- Waste management
- Water management
- Technological innovations
- Sustainable food and agriculture

FUNDS FEATURES

Direction	CONINCO Explorers in finance SA
Custodian Bank	Pictet & Cie (Europe) S.A., Geneva
Auditors	PricewaterhouseCoopers SA, Pully
Cooperative Type	Open
Domicile	Vevey, Switzerland
Inception Date	23 June 2010
Currency	CHF
End of Fiscal Year	31.12
Subscription of shares	Daily
Redemption	31.12 / Six months notice
Distribution	Dividend acquired at 31.12
Management Fees	max 2.3%
ISIN	CH0211420010
Min. Investment	CHF 10'000
Federal stamp	1% (on investment)
Current issuing commission	2% (on investment)

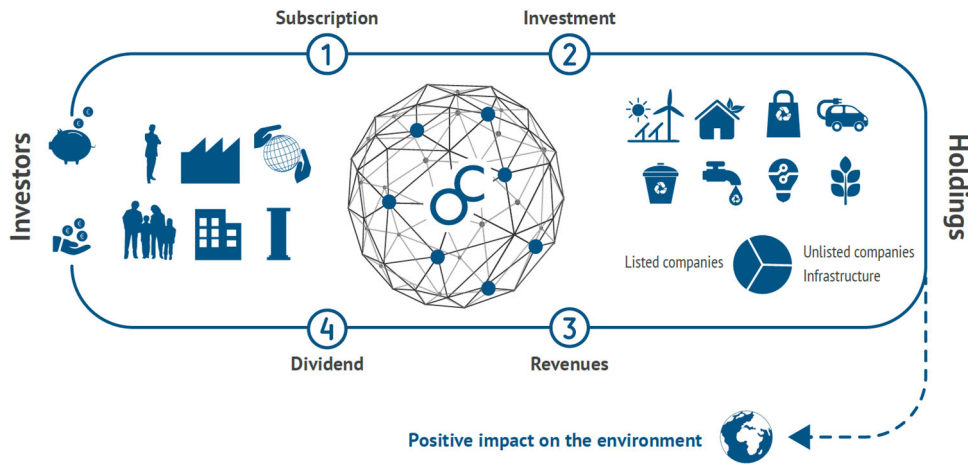
FINANCIAL DATA

Estimated accounting value of one share	CHF	7 654,57
Result before tax per share	CHF	N/A
Result per share after tax	CHF	N/A
Estimated liquidation value of one share	CHF	8 416,36
Existing reserve fund	CHF	1 564 157,74
Share capital	CHF	19 220 000,00
2014-2020 Dividends	CHF	2 323,00
2021 Dividend, paid on 19.04.2022	CHF	518,50

END OF MONTH ESTIMATION PER SHARE

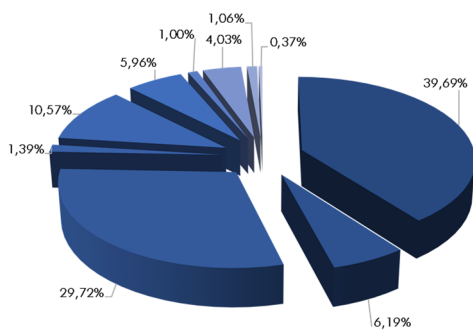
Values	January	February	March	April	May	June	July	August	September	October	November	December
2010	10 000,00	10 000,00	9 983,37	10 000,00	9 697,00	10 000,00	10 000,00	10 000,00	10 000,00	10 000,00	10 000,00	10 000,00
2011	10 000,00	10 000,00	9 983,37	10 000,00	9 697,00	9 525,81	8 611,89	8 021,36	7 932,12	8 401,50	8 593,71	8 497,00
2012	8 936,02	9 107,36	9 114,91	9 047,96	8 770,65	8 817,35	8 930,90	9 056,19	9 064,11	9 032,25	9 235,29	9 201,20
2013	9 565,00	9 487,33	9 456,89	9 491,34	9 789,00	9 615,89	9 818,06	9 675,04	9 704,27	9 751,86	9 718,74	9 980,46
2014	9 960,31	10 000,00	10 000,00	10 000,00	10 000,00	10 000,00	10 000,00	10 000,00	10 000,00	10 000,00	10 000,00	10 000,00
2015	9 702,19	9 912,96	9 908,21	10 000,00	10 000,00	10 000,00	10 000,00	9 891,15	9 764,08	9 924,92	10 000,00	10 000,00
2016	9 909,54	9 965,01	10 000,00	10 000,00	10 000,00	10 000,00	10 000,00	10 000,00	10 000,00	10 000,00	10 000,00	10 000,00
2017	10 000,00	10 000,00	10 000,00	10 000,00	10 000,00	10 000,00	10 000,00	10 000,00	10 000,00	10 000,00	10 000,00	10 000,00
2018	10 000,00	10 000,00	10 000,00	10 000,00	10 000,00	10 000,00	10 000,00	10 000,00	10 000,00	10 000,00	10 000,00	10 000,00
2019	10 000,00	10 000,00	10 000,00	10 000,00	10 000,00	10 000,00	10 000,00	10 000,00	10 000,00	10 000,00	10 000,00	10 000,00
2020	10 000,00	10 000,00	9 387,41	9 575,97	9 572,21	9 751,37	9 763,26	9 805,76	9 880,44	9 800,97	9 926,93	10 000,00
2021	10 000,00	10 000,00	10 000,00	10 000,00	10 000,00	10 000,00	10 000,00	10 000,00	10 000,00	10 000,00	10 000,00	10 000,00
2022	10 000,00	10 000,00	10 000,00	9 744,72	9 573,75	9 116,71	9 226,33	9 185,40	8 866,42	8 978,97	9 054,15	7 819,24
2023	8 095,17	8 008,21	8 111,40	8 030,79	7 746,11	7 683,68	7 654,57					

STRUCTURAL SCHEME



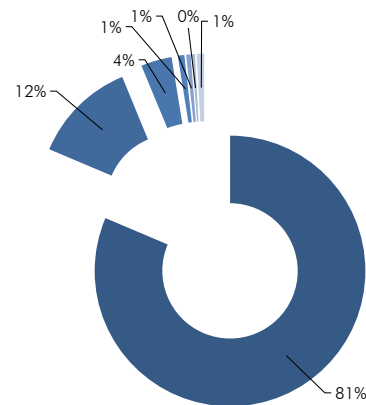
ALLOCATION OF SHARE CAPITAL

31.07.2023



- Listed companies
- Special situation
- Unlisted companies
- Other unlisted investments
- Unlisted securities
- Infrastructures
- Unrestricted management cash
- Transitional assets and assimilated
- Profit for the year 2021
- Various items and other liquid assets

SHARE CAPITAL PER ASSOCIATES



- Pension Funds (12)
- Individuals (59)
- Foundations (5)
- Associations (1)
- Family offices (0)
- Companies (6)
- Public authorities (2)

* Of which 2 from public authorities (Cities)

ABOUT CONINCO Explorers in finance SA

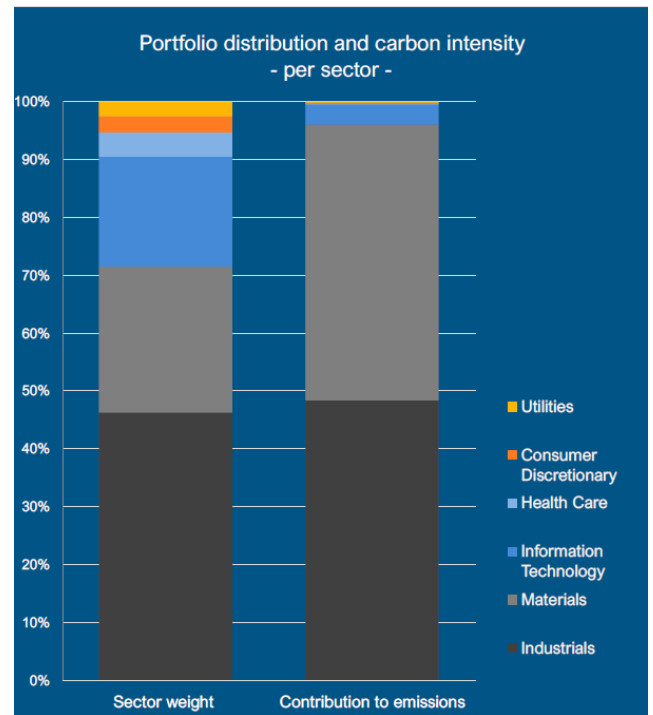
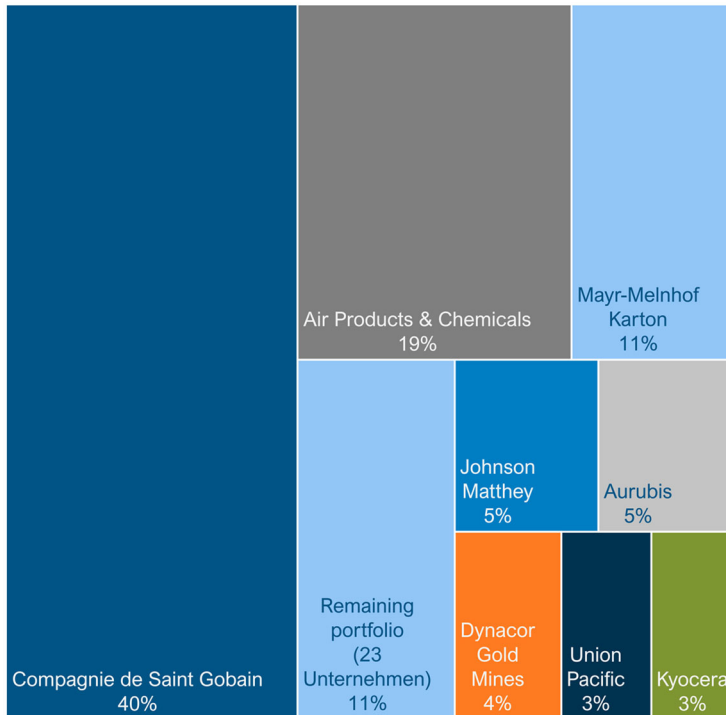
CONINCO Explorers in finance SA, in addition to its consulting activities for institutional investors, has almost 28 years of experience in asset management and value enhancement.

The company is regulated by the FINMA, the federal authority for financial markets' supervision, in the capacity of collective investment manager as understood by Articles 13 and 14 of the law on collective investments (LPCC) and is a signatory of the Principles for Responsible Investment (PRI).

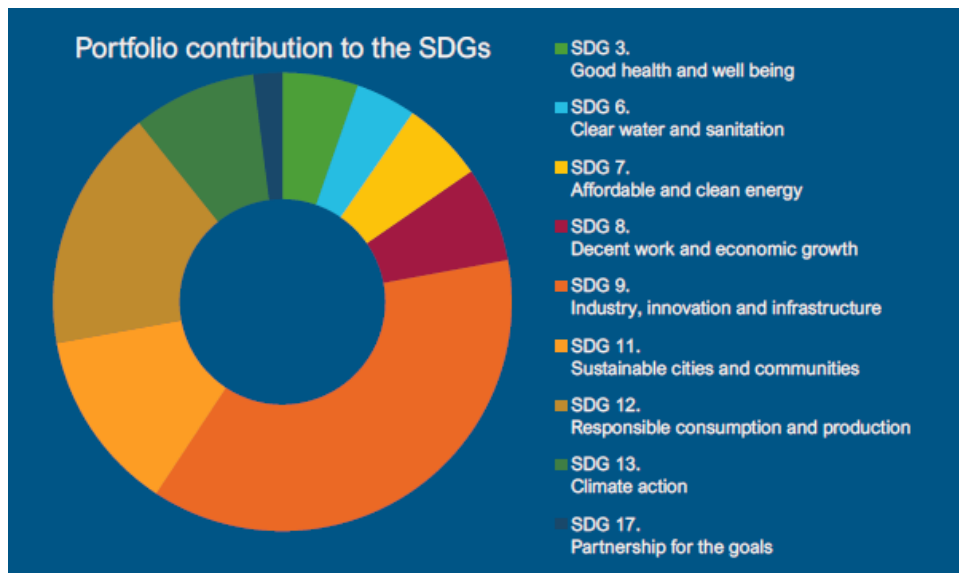
CONTACT/DIRECTION

CONINCO Explorers in finance SA
 Quai Perdonnet 5, CH-1800 Vevey
 T +41 (0)21 925 00 33
 coninco@coninco.ch | www.coninco.ch

GHG emissions - per company



Sustainable Development Goals - SDGs



Restrictions



LEGAL DOCUMENTS

The Articles of Association, the latest annual report and key information documents for investors can be obtained free of charge from the Management or on the website www.onecreation.org.

This publication is for information purposes only. We do not give any warranty or guarantee as to its content, in particular as to its accuracy, completeness or weighting, and assume no responsibility in this regard. In the United States, the United Kingdom and Italy, this publication is only intended for professional financial intermediaries. The opinions expressed in this document reflect only the current opinions of the authors, opinions that they have formed in the course of their usual activities. They may be subject to change at any time, without further notice. These opinions may differ from those of other group entities. The group is not required to forward its divergent opinions to the recipients of this publication. Any investment decision must be based on a full and appropriate investigation and should not be based exclusively on this document. An investor's historical performance does not necessarily indicate the future evolution of the same investment. The value of an investment and the income derived from it can rise as well as fall. In addition, the investor has no guarantee that all the amounts invested will systematically be recovered. International investments include, in addition to currency risks, risks related to the political and economic uncertainties of other countries. The group, respectively its employees and agents, may hold investments mentioned in this document, and may also hold, increase or sell positions in one or more investments mentioned in this document or in related investments. Other countries: the laws of other regions or countries may limit the distribution of this document; for this reason, persons in possession of this document should inform themselves of and respect such limitations.

Further information is available on request. All rights reserved. Past results are no guarantee for future results.